

TC-6000 (FS), TC-6100 (FS) VALVE

1PC 150# REGULAR PORT BALL VALVE, FLANGED

DESIGN FEATURES:

- Steam rating: 150 psi WSP
- NACE MR-0175 full compliance
- ISO 5211 Actuator Mounting Pad
- Blow - out - proof stem design
- Anti - Static device
- Adjustable Stem Packing
- Locking Device
- Body: ASTM A351 Gr. CF8M For TC-6000
ASTM A216 Gr. WCB For TC-6100
- ME-PTFE SEAL KITS: REPLACES PTFE, RPTFE AND FPA
LOW DEFORMATION UNDER LOAD
LOW PERMEATION
- Temperature Rating: -45.5 °C (-50 °F) to 246 °C (475 °F)
- ANSI B16.5 B16.10 and B16.34 full Compliance
- TEST STANDARD: API 598
- API 607 4th Edition FIRE SAFE APPROVAL
- NACE MR-0175 FULL COMPLIANCE
- API 608 5th Edition Full Compliance
- Vacuum Service to 29" Hg
- Long Cycle Life

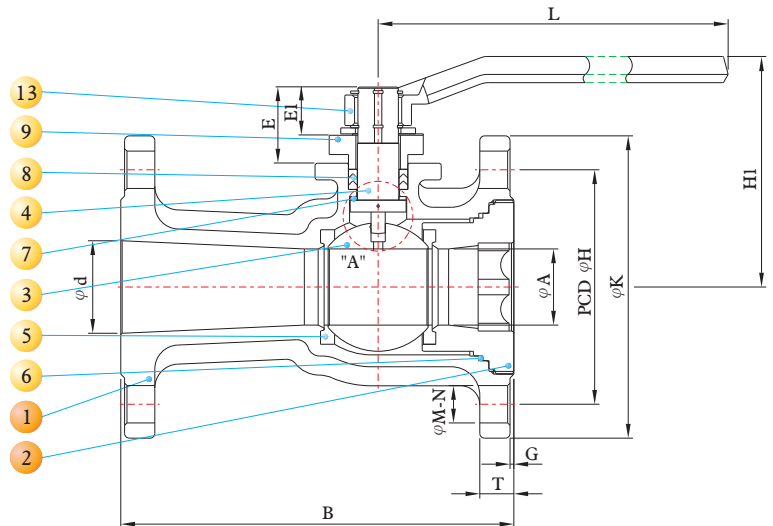
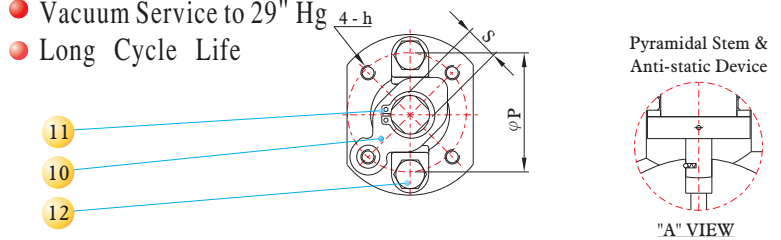
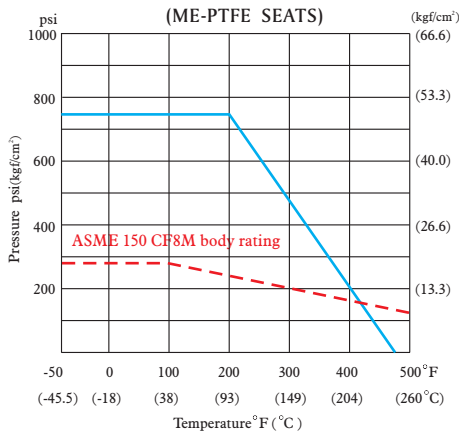


MATERIALS LIST

| NO. | PART NAME | MATERIAL | | QTY |
|-----|---------------|------------------------|------------------------|-----|
| | | STAINLESS STEEL | CARBON STEEL | |
| 1 | BODY | ASTM A351 Gr.CF8M | ASTM A216 WCB | 1 |
| 2 | CAP | ASTM A351 Gr.CF8M | ASTM A216 WCB | 1 |
| 3 | BALL | ASTM A351 Gr.CF8M | ASTM A351 Gr.CF8M | 1 |
| 4 | STEM | ASTM A276 Gr.316 | ASTM A276 Gr.316 | 1 |
| 5 | SEAT | * ME-PTFE | * ME-PTFE | 2 |
| 6 | GASKET | * ME-PTFE or * GRAFOIL | * ME-PTFE or * GRAFOIL | 1 |
| 7 | THRUST WASHER | * ME-PTFE | * ME-PTFE | 1 |
| 8 | PACKING | * ME-PTFE or * GRAFOIL | * ME-PTFE or * GRAFOIL | 1 |
| 9 | GLAND | ASTM A351 Gr.CF8 | ASTM A351 Gr.CF8 | 1 |
| 10 | STOPPER | SS304 | SS304 | 1 |
| 11 | SNAP RING | SS304 | SS304 | 2 |
| 12 | GLAND BOLT | ASTM A193 Gr.B8 | ASTM A193 Gr.B8 | 2 |
| 13 | HANDLE | ASTM A536 Gr.65-45-12 | ASTM A536 Gr.65-45-12 | 1 |

*ME-PTFE IS Molecularly Enhanced PTFE *For Fire-Safe only

PRESSURE TEMPERATURE RATINGS



DIMENSIONS

| SIZE | A | | B | | E | | E1 | | d | | G | | H | | K | | T | | M | | N | P | | S | | L | | HI | | h | Cv Factor | Weight | | |
|--------|------|------|------|------|-------|------|------|------|------|------|------|------|------|------|-------|-------|-------|------|------|------|------|------|------|------|------|------|-------|-------|------|--------|-----------|--------|-------|-------|
| | inch | mm | inch | mm | inch | mm | inch | mm | inch | mm | inch | mm | inch | mm | inch | mm | inch | mm | inch | mm | | inch | mm | inch | mm | inch | mm | inch | mm | | | Kg | Lb | |
| 1" | 25 | 0.79 | 20 | 5.0 | 127.0 | 0.98 | 25.0 | 0.69 | 17.4 | 0.98 | 25 | 0.06 | 1.6 | 3.12 | 79.2 | 4.25 | 108.0 | 0.44 | 11.2 | 0.62 | 15.7 | 4 | 1.65 | 42 | 0.43 | 11 | 5.18 | 131.5 | 2.95 | 74.90 | M5*P0.8 | 52 | 2.30 | 5.07 |
| 1 1/2" | 40 | 1.26 | 32 | 6.5 | 165.1 | 1.24 | 31.5 | 0.83 | 21.0 | 1.57 | 40 | 0.06 | 1.6 | 3.88 | 98.5 | 5.00 | 127.0 | 0.56 | 14.2 | 0.62 | 15.7 | 4 | 1.97 | 50 | 0.55 | 14 | 6.42 | 163.0 | 3.81 | 96.85 | M6*P1.0 | 120 | 4.50 | 9.92 |
| 2" | 50 | 1.50 | 38 | 7.0 | 177.8 | 1.65 | 42.0 | 1.02 | 26.0 | 1.97 | 50 | 0.06 | 1.6 | 4.75 | 120.6 | 6.00 | 152.4 | 0.62 | 15.7 | 0.75 | 19.0 | 4 | 2.76 | 70 | 0.67 | 17 | 9.13 | 232.0 | 4.96 | 125.90 | M8*P1.25 | 170 | 7.10 | 15.66 |
| 2 1/2" | 65 | 1.97 | 50 | 7.5 | 190.5 | 1.65 | 42.0 | 1.02 | 26.0 | 2.64 | 67 | 0.06 | 1.6 | 5.50 | 139.7 | 7.00 | 177.8 | 0.69 | 17.6 | 0.75 | 19.0 | 4 | 2.76 | 70 | 0.67 | 17 | 9.13 | 232.0 | 5.32 | 135.20 | M8*P1.25 | 255 | 10.80 | 23.79 |
| 3" | 80 | 2.56 | 65 | 8.0 | 203.2 | 2.20 | 56.0 | 1.44 | 36.7 | 3.15 | 80 | 0.06 | 1.6 | 6.00 | 152.4 | 7.50 | 190.5 | 0.75 | 19.0 | 0.75 | 19.0 | 4 | 4.02 | 102 | 0.87 | 22 | 12.87 | 327.0 | 5.98 | 152.00 | M10*P1.5 | 430 | 14.20 | 31.31 |
| 4" | 100 | 3.15 | 80 | 9.0 | 228.6 | 2.20 | 56.0 | 1.44 | 36.7 | 3.94 | 100 | 0.06 | 1.6 | 7.50 | 190.5 | 9.00 | 228.6 | 0.94 | 23.8 | 0.75 | 19.0 | 8 | 4.02 | 102 | 0.87 | 22 | 12.87 | 327.0 | 6.30 | 160.10 | M10*P1.5 | 565 | 23.58 | 56.34 |
| 6" | 150 | 3.94 | 100 | 10.5 | 266.7 | 2.20 | 56.0 | 1.44 | 36.7 | 5.91 | 150 | 0.06 | 1.6 | 9.50 | 241.3 | 11.00 | 279.4 | 1.00 | 25.4 | 0.88 | 22.3 | 8 | 4.02 | 102 | 0.87 | 22 | 12.87 | 327.0 | 7.01 | 178.00 | M10*P1.5 | 600 | 36.95 | 81.39 |