

2PC 150# FULL PORT BALL VALVE, FLANGED

DESIGN FEATURES:

- Steam rating: 150 psi WSP
- NACE MR-0175 full compliance
- ISO 5211 Actuator Mounting Pad
- Blow-out-proof stem design
- Anti - Static Device
- Body: ASTM A351 Gr.CF8M
- Ball: SS316
- Stem: SS316
- ME-PTFE SEAL KITS : REPLACES PTFE ,RPTFE AND FPA
LOW DEFORMATION UNDER LOAD
LOW PERMEATION
- Temperature Rating : -45.5 °C (-50 °F) to 246 °C (475 °F)
- Face to Face: ANSI B16.10
- Flange Dimensions: ANSI B16.5 150 #
- TEST STANDARD: API 598
- Vacuum Service to 29" Hg
- NACE MR-0175 FULL COMPLIANCE

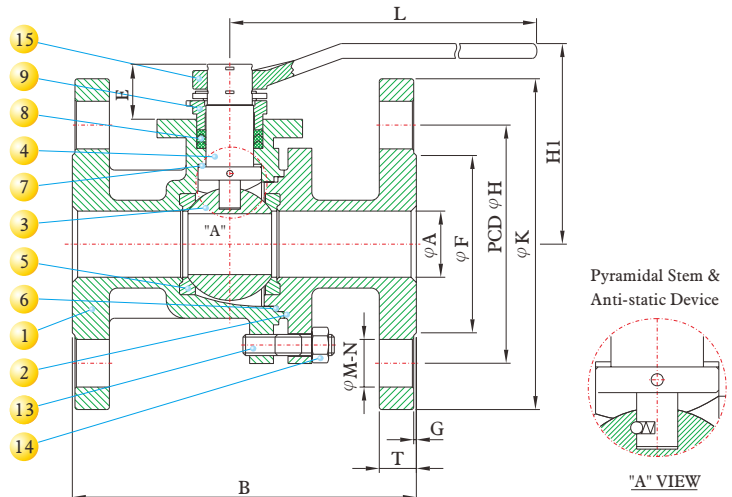
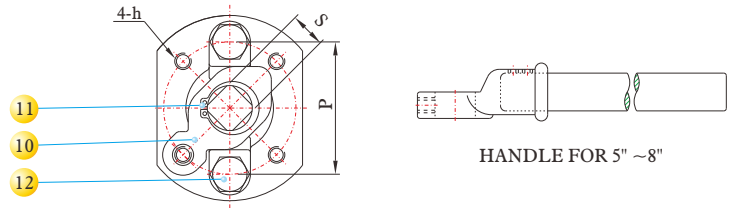
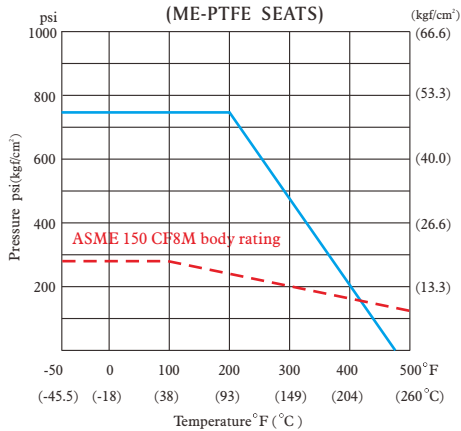


MATERIALS LIST

NO.	PART NAME	MATERIAL	Q'TY
1	BODY	ASTM A351 Gr.CF8M	1
2	CAP	ASTM A351 Gr.CF8M	1
3	BALL	ASTM A351 Gr.CF8M	1
4	STEM	ASTM A276 Gr.316	1
5	SEAT	ME-PTFE	2
6	GASKET	ME-PTFE	1
7	THRUST WASHER	ME-PTFE	1
8	PACKING	ME-PTFE	1
9	GLAND	ASTM A351 Gr.CF8	1
10	STOPPER	SS304	1
11	SNAP RING	SS304	2
12	GLAND BOLT	ASTM A193 Gr.B8	2
13	STUD BOLT	ASTM A193 Gr.B8	4~12
14	SET NUT	ASTM A194 Gr.8M	4~12
15	HANDLE	ASTM A536 Gr.B 65-45-12	1

ME-PTFE IS Molecularly Enhanced PTFE

PRESSURE TEMPERATURE RATINGS



DIMENSIONS

SIZE		A		B		E		F		G		H		K		T		M		N	P		S		L		H1		h	Cv Factor	Weight	
inch	mm	inch	mm	inch	mm	inch	mm	inch	mm	inch	mm	inch	mm	inch	mm	inch	mm	inch	mm		inch	mm	inch	mm	inch	mm	inch	mm			Kg	Lb
1/2"	15	0.59	15.0	4.25	107.9	0.98	25.0	1.38	35.0	0.06	1.6	2.38	60.4	3.50	88.9	0.44	11.2	0.62	15.7	4	1.65	42	0.43	11	5.18	131.5	2.94	73.8	M5*P0.8	26	2.00	4.41
3/4"	20	0.79	20.0	4.62	117.3	1.02	26.0	1.69	42.9	0.06	1.6	2.75	69.8	3.88	98.5	0.44	11.2	0.62	15.7	4	1.65	42	0.43	11	5.18	131.5	2.94	74.8	M5*P0.8	55	2.50	5.51
1"	25	0.98	25.0	5.00	127.0	1.24	31.5	2.00	50.8	0.06	1.6	3.12	79.2	4.25	107.9	0.44	11.2	0.62	15.7	4	1.97	50	0.55	14	6.42	163.0	3.44	87.4	M6*P1.0	110	3.00	6.61
1 1/4"	32	1.26	32.0	5.50	139.7	1.24	31.5	2.50	63.5	0.06	1.6	3.50	88.9	4.62	117.3	0.50	12.7	0.62	15.7	4	1.97	50	0.55	14	6.42	163.0	3.63	92.2	M6*P1.0	180	4.50	9.91
1 1/2"	40	1.50	38.0	6.50	165.1	1.65	42.0	2.88	73.1	0.06	1.6	3.88	98.5	5.00	127.0	0.56	14.2	0.62	15.7	4	2.76	70	0.67	17	9.13	232.0	4.76	121.0	M8*P1.25	270	6.00	13.22
2"	50	1.97	50.0	7.00	177.8	1.65	42.0	3.62	91.9	0.06	1.6	4.75	120.6	6.00	152.4	0.62	15.7	0.75	19.0	4	2.76	70	0.67	17	9.13	232.0	5.08	129.0	M8*P1.25	500	8.50	18.72
2 1/2"	65	2.56	65.0	7.50	190.5	1.65	42.0	4.12	104.6	0.06	1.6	5.50	139.7	7.00	177.8	0.69	17.5	0.75	19.0	4	2.76	70	0.67	17	9.13	232.0	5.55	141.0	M8*P1.25	800	13.00	28.63
3"	80	3.15	80.0	8.00	203.2	2.20	56.0	5.00	127.0	0.06	1.6	6.00	152.4	7.50	190.5	0.75	19.0	0.75	19.0	4	4.02	102	0.87	22	12.87	327.0	6.52	165.7	M10*P1.5	1150	18.00	39.65
4"	100	3.94	100.0	9.00	228.6	2.20	56.0	6.19	157.2	0.06	1.6	7.50	190.5	9.00	228.6	0.94	23.8	0.75	19.0	8	4.02	102	0.87	22	12.87	327.0	7.11	180.7	M10*P1.5	2120	28.00	61.67
6"	150	5.91	150.0	15.50	393.7	2.64	67.0	8.50	215.9	0.06	1.6	9.50	241.3	11.00	279.4	1.00	25.4	0.88	22.3	8	4.92	125	1.06	27	42.20	1072.0	9.95	252.8	M12*P1.75	5100	75.00	165.20
8"	200	7.87	200.0	18.00	457.2	2.62	66.5	10.62	269.7	0.06	1.6	11.75	298.4	13.50	342.9	1.12	28.4	0.88	22.3	8	5.51	140	1.30	33	42.52	1080.0	11.73	297.9	M16*P2.0	9400	110.00	242.29



2PC 300# FULL PORT BALL VALVE, FLANGED

DESIGN FEATURES:

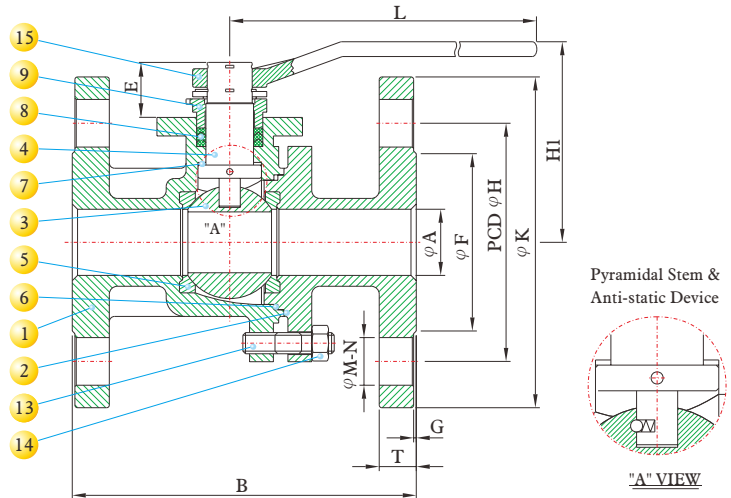
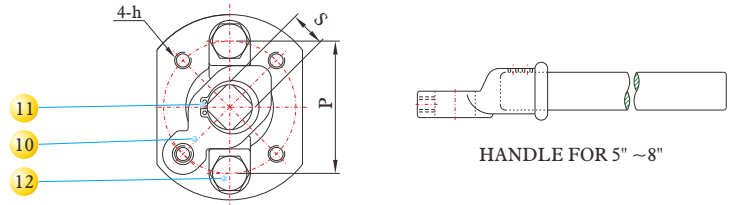
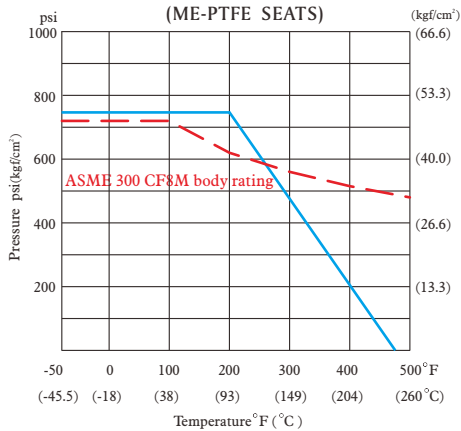
- Steam rating: 150 psi WSP
- ISO 5211 Actuator Mounting Pad
- Blow-out-proof stem design
- Anti - Static Device
- Body: ASTM A351 Gr.CF8M
- Ball: SS316
- Stem: SS316
- ME-PTFE SEAL KITS : REPLACES PTFE ,RPTFE AND FPA
LOW DEFORMATION UNDER LOAD
LOW PERMEATION
- Temperature Rating : -45.5 C (-50°F) to 246°C (475°F)
- Face to Face: ANSI B16.10
- Flange Dimensions: ANSI B16.5 300#
- TEST STANDARD: API 598
- Vacuum Service to 29" Hg
- NACE MR-0175 FULL COMPLIANCE

MATERIALS LIST

NO.	PART NAME	MATERIAL	QTY
1	BODY	ASTM A351 Gr.CF8M	1
2	CAP	ASTM A351 Gr.CF8M	1
3	BALL	ASTM A351 Gr.CF8M	1
4	STEM	ASTM A276 Gr.316	1
5	SEAT	ME-PTFE	2
6	GASKET	ME-PTFE	1
7	THRUST WASHER	ME-PTFE	1
8	PACKING	ME-PTFE	1
9	GLAND	ASTM A351 Gr.CF8	1
10	STOPPER	SS304	1
11	SNAP RING	SS304	2
12	GLAND BOLT	ASTM A193 Gr.B8	2
13	STUD BOLT	ASTM A193 Gr.B8	4~12
14	SET NUT	ASTM A194 Gr.8M	4~12
15	HANDLE	ASTM A536 Gr.B 65-45-12	1

ME-PTFE IS Molecularly Enhanced PTFE

PRESSURE TEMPERATURE RATINGS



DIMENSIONS

SIZE	A		B		E		F		G		H		K		T		M		N	P		S		L		HI		h	Cv	Weight		
	inch	mm	inch	mm	inch	mm	inch	mm	inch	mm	inch	mm	inch	mm	inch	mm	inch	mm		inch	mm	inch	mm	inch	mm	inch	mm			Factor	Pg	Lb
1/2"	15	0.59	15.0	5.50	139.7	1.00	25.5	1.38	35.0	0.06	1.6	2.62	66.5	3.75	95.2	0.56	14.2	0.62	15.7	4	1.65	42	0.43	11	5.18	131.5	2.91	73.8	M5*P0.8	26	2.53	5.58
3/4"	20	0.79	20.0	6.00	152.4	0.98	25.0	1.69	42.9	0.06	1.6	3.25	82.5	4.62	117.3	0.62	15.7	0.75	19.0	4	1.65	42	0.43	11	5.18	131.5	2.94	74.8	M5*P0.8	55	3.50	7.72
1"	25	0.98	25.0	6.50	165.1	1.26	32.0	2.00	50.8	0.06	1.6	3.50	88.9	4.88	123.9	0.69	17.5	0.75	19.0	4	1.97	50	0.55	14	6.42	163.0	3.44	87.4	M6*P1.0	110	4.54	10.01
1 1/4"	32	1.26	32.0	7.00	177.8	1.28	32.5	2.50	63.5	0.06	1.6	3.88	98.5	5.25	133.3	0.75	19.0	0.75	19.0	4	1.97	50	0.55	14	6.42	163.0	3.63	92.2	M6*P1.0	180	5.75	12.67
1 1/2"	40	1.50	38.0	7.50	190.5	1.65	42.0	2.88	73.1	0.06	1.6	4.50	114.3	6.12	155.4	0.81	20.5	0.88	22.3	4	2.76	70	0.67	17	9.13	232.0	4.76	121.0	M8*P1.25	270	9.50	20.95
2"	50	1.97	50.0	8.50	215.9	1.65	42.0	3.62	91.9	0.06	1.6	5.00	127.0	6.50	165.1	0.88	22.3	0.75	19.0	8	2.76	70	0.67	17	9.13	232.0	5.08	129.0	M8*P1.25	500	11.30	24.92
2 1/2"	65	2.56	65.0	9.50	241.3	1.65	42.0	4.12	104.6	0.06	1.6	5.88	149.3	7.50	190.5	1.00	25.4	0.88	22.3	8	2.76	70	0.67	17	9.13	232.0	5.55	141.0	M8*P1.25	800	18.80	41.45
3"	80	3.15	80.0	11.12	282.4	2.20	56.0	5.00	127.0	0.06	1.6	6.62	168.1	8.25	209.5	1.12	28.4	0.88	22.3	8	4.02	102	0.87	22	12.87	327.0	6.52	165.7	M10*P1.5	1150	26.60	58.65
4"	100	3.94	100.0	12.00	304.8	2.20	56.0	6.19	157.2	0.06	1.6	7.88	200.1	10.00	254.0	1.25	31.7	0.88	22.3	8	4.02	102	0.87	22	12.87	327.0	7.11	180.7	M10*P1.5	2120	41.40	91.29
6"	150	5.91	150.0	15.88	403.3	2.24	57.0	8.50	215.9	0.06	1.6	10.62	269.7	12.50	317.5	1.44	36.5	0.88	22.3	12	4.92	125	1.06	27	42.26	1073.4	9.95	252.8	M12*P1.75	5100	92.00	202.86
8"	200	7.87	200.0	19.75	501.6	2.26	57.5	10.62	269.7	0.06	1.6	13.00	330.2	15.00	381.0	1.62	41.1	1.00	25.4	12	5.51	140	1.30	33	42.52	1080.0	11.73	297.9	M16*P2.0	9400	124.00	273.13



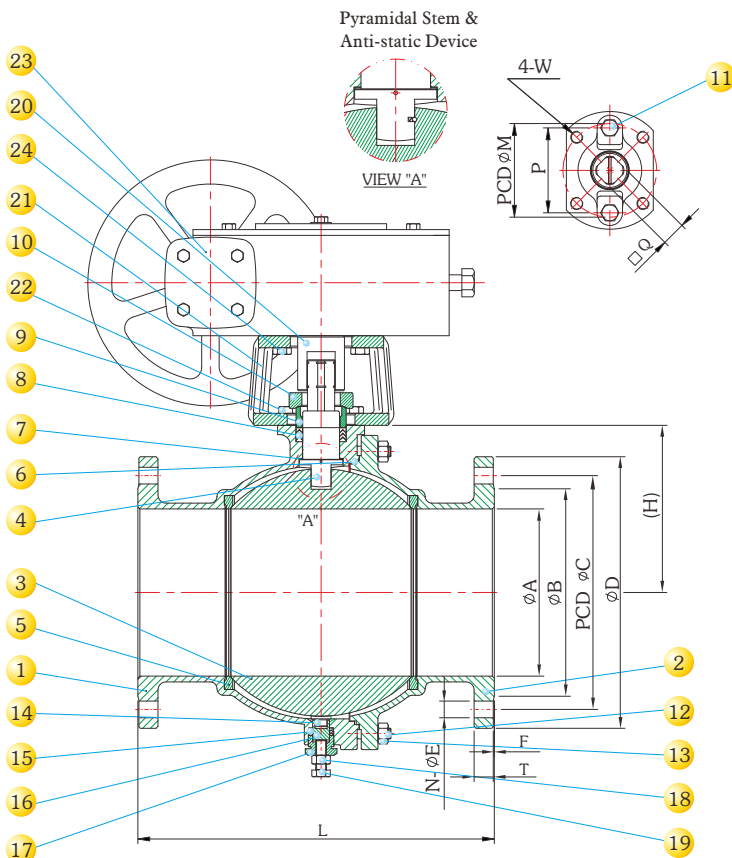
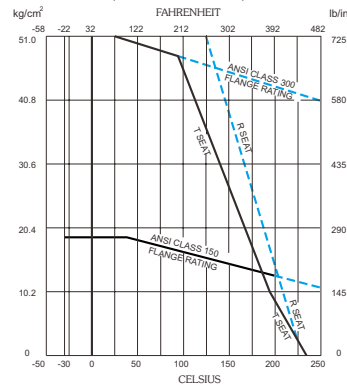
TC-0802A VALVE

2PC 150# FULL PORT BALL VALVE, FLANGED

DESIGN FEATURES:

- FACE TO FACE: ANSI B16.10
- FLANGE DIMENSION: ANSI B16.5
- WALL THICKNESS: ANSI B16.34
- TEST STANDARD: API 598
- GEAR OPERATION
- NACE MR-0175 FULL COMPLIANCE

PRESSURE TEMPERATURE RATINGS (RTFE SEAT)



MATERIALS LIST

NO.	PART NAME	MATERIAL		QTY
		STAINLESS STEEL	CARBON STEEL	
1	BODY	ASTM A351 Gr.CF8M	ASTM A216 WCB	1
2	CAP	ASTM A351 Gr.CF8M	ASTM A216 WCB	1
3	BALL	ASTM A351 Gr.CF8M	ASTM A351 Gr.CF8M	1
4	STEM	ASTM A276 Gr.316	ASTM A276 Gr.316	1
5	SEAT	PTFE + 15%G/F	PTFE + 15%G/F	2
6	GASKET	PTFE	PTFE	1
7	THRUST WASHER	PTFE	PTFE	1
8	PACKING	PTFE	PTFE	1
9	GLAND	ASTM A351 Gr.CF8	ASTM A351 Gr.CF8	1
10	GLAND FLANGE	ASTM A351 Gr.CF8	ASTM A351 Gr.CF8	1
11	GLAND BOLT	ASTM A193 Gr.B8	ASTM A193 Gr.B8	2
12	STUD BOLT	ASTM A193 Gr.B8	ASTM A193 Gr.B8	16
13	SET NUT	ASTM A194 Gr.8	ASTM A194 Gr.8	16
14	PIN SEAT	PTFE + 15%G/F	PTFE + 15%G/F	1
15	PIN PACKING	PTFE + 15%G/F	PTFE + 15%G/F	1
16	SUPPORT PIN	SS316	SS304	1
17	SUPPORT NUT	SS304	SS304	1
18	TUNING NUT	SS304	SS304	1
19	TUNING SCREW	SS304	SS304	1
20	STEM LEVER	S45C	S45C	1
21	V-COM	FCD	FCD	1
22	V-COM BOLT	SS304	SS304	4
23	HAND WHEEL	FCD45	FCD45	1
24	HAND WHEEL BOLT	SS304	SS304	4

DIMENSIONS

ANSI-150 2-PC F/P FLANGE BALL VALVE

SIZE	A		B		C		D		E		F		H		L		M	N	T		P	Q	W	Cv Factor	Weight		
	inch	mm	inch	mm	inch	mm	inch	mm	inch	mm	inch	mm	inch	mm	inch	mm			inch	mm					Kg	Lb	
10"	250	10	250	12.76	324	14.25	362	16	406	1.00	25.4	0.06	1.6	9.84	250	20.98	533.0	140	12	1.19	30.2	127	36	M16	16000	245.0	539.65
12"	300	12	300	15.00	381	17.00	432	19	483	1.00	25.4	0.06	1.6	11.81	300	24	609.6	140	12	1.25	31.8	127	36	M16	24000	298.0	656.39



TC-0802A VALVE

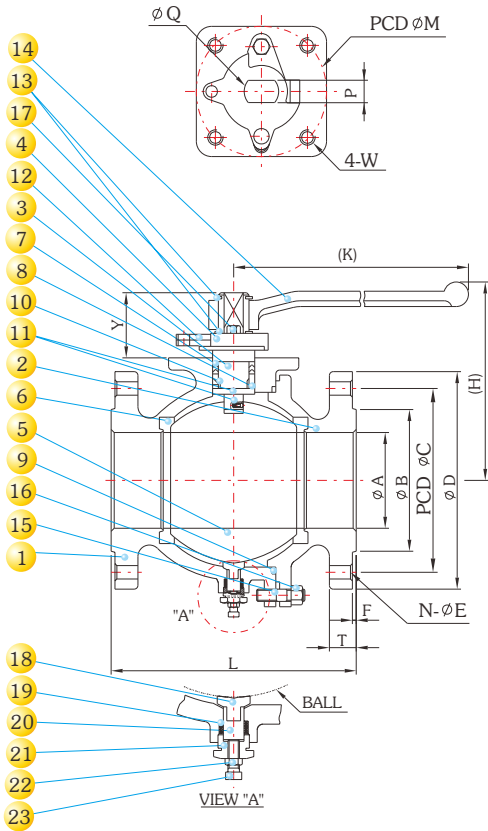
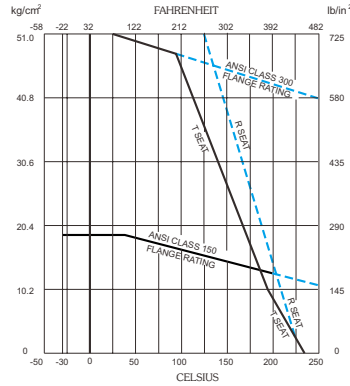
2PC 300# FULL PORT BALL VALVE, FLANGED



DESIGN FEATURES:

- FACE TO FACE: ANSI B16.10
- FLANGE DIMENSION: ANSI B16.5
- WALL THICKNESS: ANSI B16.34
- TEST STANDARD: API 598
- GEAR OPERATION
- NACE MR-0175 FULL COMPLIANCE

PRESSURE TEMPERATURE RATINGS (RTFE SEAT)



MATERIALS LIST

NO.	PART NAME	MATERIAL		QTY
		STAINLESS STEEL	CARBON STEEL	
1	BODY	ASTM A351 Gr.CF8M	ASTM A216 WCB	1
2	CAP	ASTM A351 Gr.CF8M	ASTM A216 WCB	1
3	STEM	ASTM A276 Gr.316	ASTM A276 Gr.304	1
4	GLAND	SS304	STEEL	1
5	BALL	ASTM A351 Gr.CF8M	ASTM A351 Gr.CF8	1
6	SEAT	REINFORCED PTFE		2
7	PACKING	GRAFOIL		1
8	THRUST WASHER	RPTFE		2
9	GASKET	RPTFE		1
10	STEM BEARING	RPTFE		1
11	ANTI-STATIC	SS304	SS304	2
12	TRAVEL STOPPER	SS304	STEEL PLATED	1
13	SNAP RING	STEEL	STEEL	2
14	HANDLE	ASTM A536 Gr.65-45-12		1
15	STUD BOLT	ASTM A193 Gr.B8	STEEL	4~16
16	SET NUT	ASTM A194 Gr.8M	STEEL	4~16
17	GLAND BOLT	SS304	STEEL	2
18	PIN SEAT	RPTFE	RPTFE	1
19	PIN PACKING	RPTFE	RPTFE	1
20	SUPPORT PIN	SS304	SS304	1
21	SUPPORT NUT	SS304	SS304	1
22	SET NUT	SS304	SS304	1
23	TUNING SCREW	SS304	SS304	1

DIMENSIONS

ANSI-300 2-PC F/P FLANGE BALL VALVE

SIZE		A		B		C		D		E		F		H		K		L		M	N	T		P	Q	Y	W	Cv Factor	Weight	
inch	mm	inch	mm	inch	mm	inch	mm	inch	mm	inch	mm	inch	mm	inch	mm	inch	mm	inch	mm			inch	mm						inch	mm
10"	250	10	250	12.76	324	15.26	387.5	17.48	444	1.14	29	0.06	1.6	GEAR OPERATION				22.36	568	140	16	1.88	47.7	35	50	98	M16	16000	295.0	649.78
12"	300	12	300	15.00	381	17.76	451.0	20.51	521	1.26	32	0.06	1.6	GEAR OPERATION				25.51	648	140	16	2.00	50.8	35	50	98	M16	24000	402.0	885.46